

## Logging In to Edgenuity

1. Go to <https://auth.edgenuity.com/Login/Login/Student>

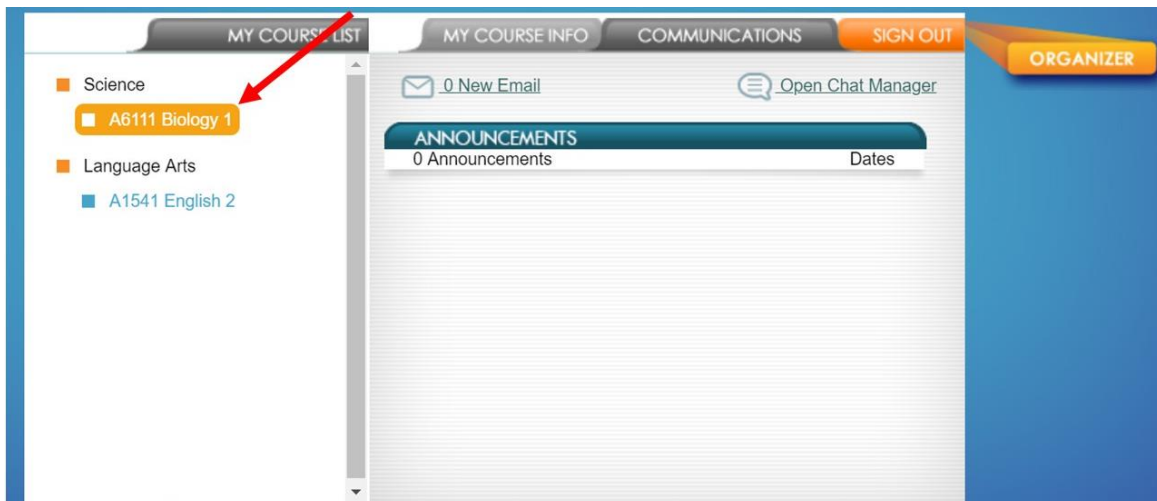
2. Enter your username and password:

Username: \_\_\_\_\_

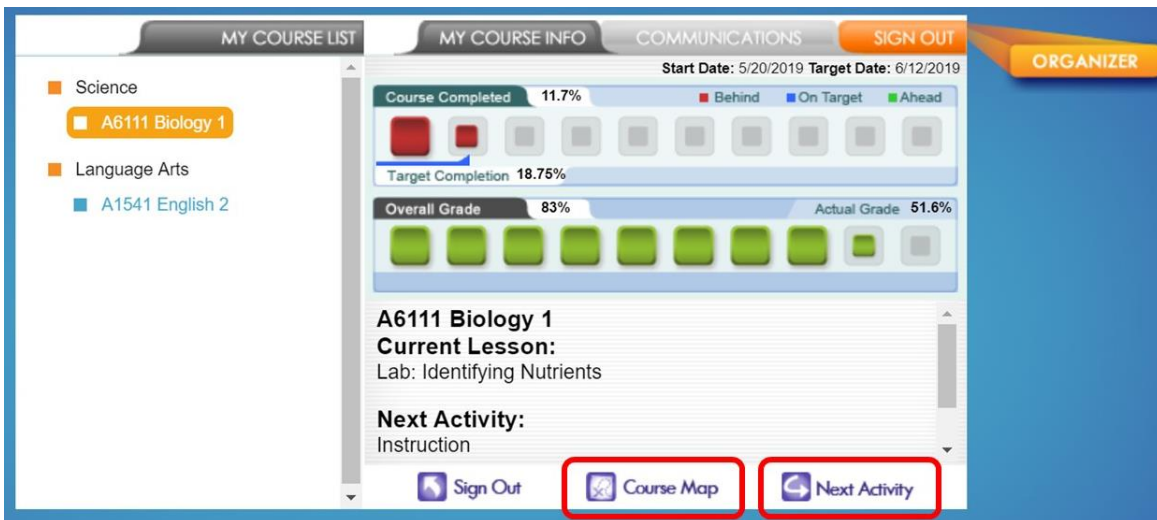
Temporary Password: \_\_\_\_\_

New Password: \_\_\_\_\_

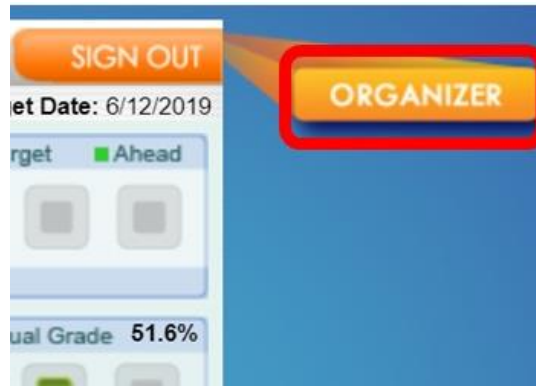
3. Click on the name of your course.



4. You can click on the **Course Map** to see an outline of the entire course, or click on **Next Activity** to be taken directly to the next activity.



5. For additional resources, click on the **Organizer**.



6. The **Resources** tab has a great Orientation and How-To video to help you get started with Edgenuity.



7. The **Communications** tab has:

a. Assignment Calendar: Tells you what activities to complete each day to finish your course by the target date.

*\*Make sure your teacher has updated the target date!*

b. eNotes: Any eNotes you have taken will be here to study and review

c. Scores and Feedback: See any grades or comments your teacher has entered on your assignments.

